

The 2022 Annual Report

Polished White Diamond Prices

Wholesale Asking Price Index (DWX) ↓ 3.33%

Spot Market Index (DSX) ↑ 1.54%



Introduction

Dear Foundation Members and others yet to join,

Yourdiamonds was conceived and developed by a group of [diamond industry specialists and former executives](#) at some of the leading diamond mines, polished goods wholesalers and retailers.

Our mission is to embrace legacy problems in the industry and apply digital technology to solve those problems.

We acquire raw data from third parties, upload it into our proprietary algorithms and produce market information that will help you make the right decisions.

We have created new apps not available elsewhere. Our secondary market and instant insurance valuation apps are a world first.

If you are not a Member yet you can [join up now, free](#) for five years. This is a limited offer.

We wish you a most successful year.

Tim Goodman
Founder / CEO



2022 Diamond Wholesale Asking Price Index* (DWX)

12 Months

The Diamond Wholesale Asking Price Index (DWX) ↓ 3.33%

3 Months Oct - Dec

The Diamond Wholesale Asking Price Index (DWX) ↓ 4.12%

1 Month - December

The Diamond Wholesale Asking Price Index (DWX) ↓ 0.22%

2022 Year High: February ↑ 13.66%

[Explore](#)

[Join Now For Free Limited Offer](#)

*The Diamond Wholesale Asking Price Index (DWX) is based on approx. one million asking prices, for all shapes, every week in multiple locations. The data is acquired from [IDEX](#) and drives the proprietary algorithms patented by Yourdiamonds.com™



2022 Diamond Spot Market Index** (DSX)

12 Months

The Diamond Spot Market Index (DSX)  1.54%

3 Months Oct - Dec

The Diamond Spot Market Index (DSX)  0.83%

1 Month – December

The Diamond Spot Market Index (DSX) Not Available

Year High: October  2.39%

[Explore](#)

[Join Now For Free Limited Offer](#)

**The Diamond Spot Market Index (DWS) is derived from thousands of actual sale prices of diamonds, all shapes and sizes, sold at ten global auction houses including, Sotheby's, Christie's, Bonhams and Phillips driving the proprietary algorithms patented by Yourdiamonds.com™



Dec 22 Wholesale Asking Price / Auction

G / VVS2 / 3X / Price Dec 22 / USD / Per Ct. % Over 12 Months

Wholesale Asking Price*

	0.75ct	%	1.00ct	%	1.40ct	%
Round	\$3,937	+0.06%	\$7,264	-1.04%	\$9,136	+6.28%
Emerald	\$2,969	-6.38%	\$4,835	-8.80%	\$6,712	-4.64%

Auction**

	0.75ct	%	1.00ct	%	1.40ct	%
Round	N/A		\$5,750	-7.96%	\$6,640	-7.96%
Emerald	N/A		\$5,182	-7.96%	\$5,985	-7.95%

[Explore](#)
[Join Now For Free Limited Offer](#)

*The Diamond Wholesale Asking Price Estimator is based on approx. one million asking prices every week in multiple locations. The data is acquired from [IDEX](#) and drives the proprietary algorithms patented by Yourdiamonds.com™

**The Auction Estimator is based on thousands of actual sale prices of all white diamonds sold at ten global auction houses including, Sotheby's, Christie's, Bonhams and Phillips driving the proprietary algorithms patented by Yourdiamonds.com™



2022 All Diamonds Sold at Global Auctions Index **+1.54%**

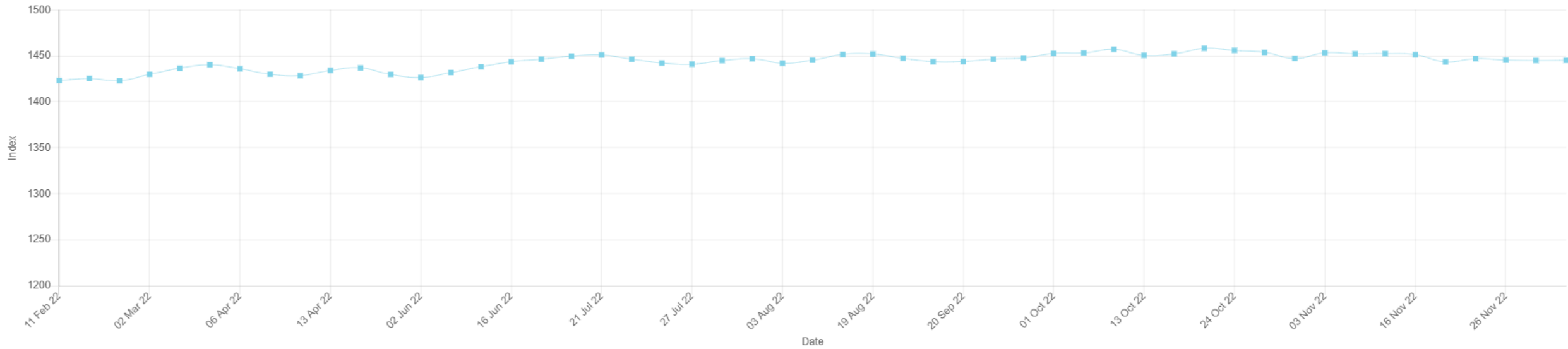
DSX INDEX

DIAMOND SPOT MARKET INDEX ⓘ

This is the latest DSX number generated by the hedonic index.

1,445 0.01%↑

Date: 28 Nov 2022



DATE RANGE:

From 2022 to current



[Explore](#)

[Join Now For Free Limited Offer](#)



2022 All Diamonds Wholesale Asking Prices Index **-3.33%**

DWX INDEX

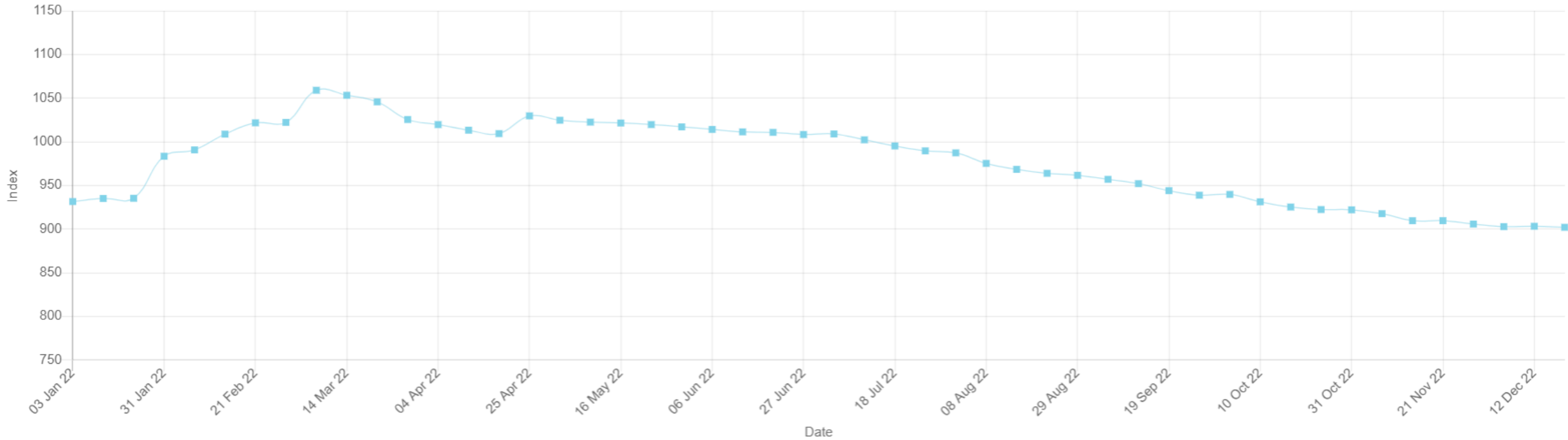
DIAMOND WHOLESALE ASKING PRICE INDEX ⓘ

This is the latest DWX number generated by the hedonic index.

902 -0.13%↓

Week on week

Date: 19 Dec 2022



DATE RANGE:

From 2022 to current

[Explore](#)

[Join Now For Free Limited Offer](#)



Dec 2022 Wholesale Asking Prices: For 1.40ct Round 3X / G / VVS2 / 12 Months

WHOLESALE ESTIMATOR

Price Estimate

In USD (\$) as at 9 Jan 2023

Per Carat	Low Range \$6,852	Estimate \$9,136	High Range \$11,420
Total	Low Range \$9,593	Estimate \$12,790	High Range \$15,988

Price Chart ⓘ

ⓘ Chart prices are total figures.

[Explore](#)

1 Year: Weekly data from 8 Jan 2022 to 8 Jan 2023



Dec 2022 Price at 2022 Global Auctions For: 1.40ct Round 3X / G / VVS2 / 12 Months

AUCTION ESTIMATOR

Price Estimate

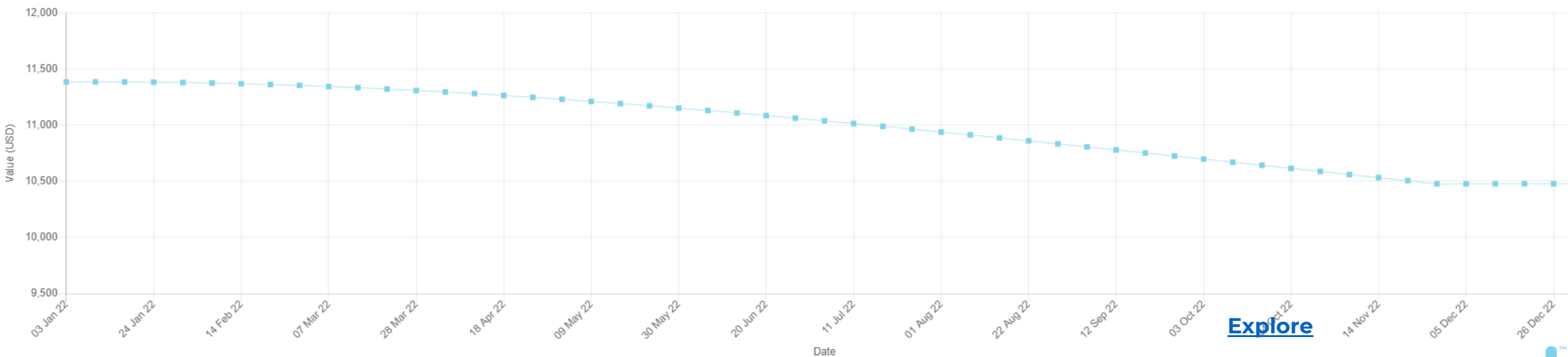
In USD (\$) as at 3 Jan 2023

Per Carat	Low Range \$5,239	Estimate \$6,986	High Range \$8,732
Total	Low Range \$7,859	Estimate \$10,478	High Range \$13,098

Price Chart ⓘ

ⓘ Chart prices are total figures.

1 Year: Weekly data from 3 Jan 2022 to 3 Jan 2023



[Explore](#)

[Join Now For Free Limited Offer](#)



Carat Range: 1.0 - 1.49

Wholesale Asking Prices As At Dec 2022 / P.C. / USD

	FL	IF	VVS1	VVS2	VS1	VS2	S11	S12	S13	I1	I2	I3
D	15,838	15,683	13,802	11,308	10,261	9,380	7,161	5,115	3,928	3,928	2,920	2,568
E	14,128	13,596	12,547	10,561	9,653	8,582	6,569	5,015	3,580	3,580	2,821	2,489
F	12,543	11,903	11,420	10,023	9,028	8,023	6,352	4,790	3,513	3,513	2,690	2,377
G	10,408	10,278	9,532	8,673	8,301	7,531	6,221	4,548	3,283	3,283	2,355	2,082
H	8,279	8,279	8,279	7,807	7,332	6,952	5,599	4,421	3,230	3,230	2,296	2,082
I	7,020	7,000	6,629	6,044	6,044	5,509	4,996	4,160	3,230	3,230	2,296	2,082
J	5,477	5,367	5,249	5,145	4,759	4,518	4,021	3,795	3,230	3,230	2,296	2,082
K	4,824	4,727	4,442	4,193	4,193	3,781	3,482	3,177	2,998	2,998	2,296	2,082
L	3,900	3,818	3,590	3,437	3,312	2,976	2,737	2,530	2,441	2,420	1,909	1,800
M	3,900	3,818	3,590	3,437	3,312	2,976	2,737	2,530	2,441	2,420	1,909	1,800
OTH	3,900	3,818	3,590	3,437	3,312	2,976	2,737	2,530	2,441	2,420	1,909	1,800

[Explore](#)

[Join Now For Free Limited Offer](#)

Carat Range: 1.50 - 1.99

	FL	IF	VVS1	VVS2	VS1	VS2	S11	S12	S13	I1	I2	I3
D	22,747	22,449	19,154	16,400	14,539	12,747	9,019	7,859	5,494	5,494	4,401	4,196
E	20,498	19,869	18,015	15,296	13,749	11,955	8,397	6,617	5,139	5,139	4,130	3,857
F	17,911	17,440	16,344	14,597	12,474	11,120	8,175	6,617	5,139	5,139	4,066	3,798
G	14,459	14,205	13,402	11,974	10,916	9,303	8,035	6,617	5,045	5,045	3,755	3,575
H	11,947	11,929	11,252	10,635	9,610	9,052	7,839	6,467	5,045	5,045	3,755	3,575
I	9,790	9,774	9,544	8,554	8,398	7,796	6,989	6,458	5,043	5,043	3,755	3,575
J	8,059	7,989	7,330	7,286	6,878	6,573	6,214	5,529	5,009	5,009	3,755	3,575
K	7,063	7,015	6,279	6,056	5,815	5,317	5,109	4,910	4,555	4,555	3,626	3,531
L	5,367	5,183	4,850	4,456	4,047	4,010	4,010	3,916	3,563	3,533	2,945	2,869
M	5,367	5,183	4,850	4,456	4,047	4,010	4,010	3,916	3,563	3,533	2,945	2,869
OTH	5,367	5,183	4,850	4,456	4,047	4,010	4,010	3,916	3,563	3,533	2,945	2,869

Retail Pricing as at 31 Dec 2022

1.40ct round / G / VVS2 / 3X / USD / Whole Stone / Piece

**Loose - USA National avg Retail: \$22,511
(2.4 X Wholesale)**

**Set - New York Luxury Brand Store / Set as Solitaire in Platinum: \$32,528
(3.6 X Wholesale)**

[Explore](#)

[Join Now For Free Limited Offer](#)



2023 ?

What's in The Media

Rising inflation and interest rates, falling property prices, disruption of supply chains and the Ukraine war do not look good for 2023. The global business media's predictions are mixed.

As we have seen in the past, falling consumer confidence may have a negative affect on the demand for diamonds.

But not everyone agrees.

Industry Media

[20,000 Diamond Jobs Axed in Surat in a Month](#)

[January 08, 23 by John Jeffay](#)

[\(IDEX Online\) - An estimated 20,000 diamond workers have lost their jobs in Surat, India, in the last month, as global demand slumps, according to a report in *Economic Times*.](#)

[A Second Month of Decline for US Watch and Jewelry Sales](#)

[January 05, 23 by IDEX Online](#)

[\(IDEX Online\) Watch and jewelry sales in the US for November were down 3.8 per cent year-on-year.](#)

[Jewelry and Watch Sales Fall in Hong Kong](#)

[January 05, 23 by John Jeffay](#)

[\(IDEX Online\) Sales of jewelry in Hong Kong fell last November, according to newly-released figures. Total retail sales fell year-on-year by 4.2 per cent.](#)

[Macy's Tempers Forecast Amid Slow Holiday Season](#)

[JANUARY 8, 2023 | LEAH MEIROVICH](#)

[\(Rapaport\) Macy's says, "... we believe the consumer will continue to be pressured in 2023, particularly in the first half..."](#)

[Luxury More Resilient Than During 2009 Crash – Bain](#)

[JANUARY 1, 2023 | JOSHUA FREEDMAN](#)

[\(Rapaport\) The luxury market could grow by up to 8% this year as the industry is well positioned to weather difficult economic conditions, Bain & Company said.](#)

[US Consumer Confidence Reaches Eight-Month High](#)

[DECEMBER 28, 2022 | LEAH MEIROVICH](#)

[\(Rapaport\) US consumer confidence bounced back in December as the outlook for inflation and employment improved The Conference Board reported.](#)



About Us

Fine Art Bourse Australia Pty Ltd trading as yourdiamonds.com™ (YD) is an incorporated Australian technology start up.

YD provides the diamond industry with a new suite of tools to enable the diamond trade to make the right choices. We provide new pricing information in a format that works seamlessly across your smartphone, tablet & desktop.

YD provides facts and figures around the pricing of diamonds on a weekly basis.

The information provided by YD is derived from trusted data acquired by us from independent third parties.

There is no human interference. YD's patented artificial learning based algorithms process the raw data producing automated facts and figures.

This year we will complete and launch the online auction trading platform and a DeFi money lending system.

Enquiries or comments: tim.goodman@yourdiamonds.com

[Terms and conditions of business](#)

[Explore](#)

[Join Now For Free Limited Offer](#)